

Format of holding of specified securities

TARINI ENTERPRISES LIMITED

1. Name of Listed Entity:
2. Scrip Code/Name of Scrip/Class of Security
3. Share Holding Pattern Filed under: Reg. 31(1)(a)/Reg. 31(1)(b)/Reg.31(1)(c)
 - a. If under 31(1)(b) then indicate the report for Quarter ending
 - b. If under 31(1)(c) then indicate date of allotment/extinguishment
4. Declaration: The Listed entity is required to submit the following declaration to the extent of submission of information:-

30/06/2022

| Particulars | Yes* | No* |
|---|------|-----|
| 1. Whether the Listed Entity has issued any partly paid up shares? | | No |
| 2. Whether the Listed Entity has issued any Convertible Securities or Warrants? | | No |
| 3. Whether the Listed Entity has any shares against which depository receipts are issued? | | No |
| 4. Whether the Listed Entity has any shares in locked-in? | | No |
| 5. Whether any shares held by promoters are pledge or otherwise encumbered? | | No |

* If the Listed Entity selects the option 'No' for the questions above, the columns for the partly paid up shares, Outstanding Convertible Securities/Warrants, depository receipts, locked-in shares, No of shares pledged or otherwise encumbered by promoters, as applicable, shall not be displayed at the time of dissemination on the Stock Exchange website. Also wherever there is 'No' declared by Listed Entity in above table the values will be considered as 'Zero' by default on submission of the format of holding of specified securities.

5. The tabular format for disclosure of holding of specified securities is as follows:-






Table I - Summary Statement holding of specified securities

| Category | Category of shareholder | Nos. of shareholders | No. of fully paid up equity shares held | No. of Partly paid-up equity shares held | No. of shares underlying Depository Receipts | Total nos. shares held (VII)=(IV)+(V)+(VI) | Shareholding as a % of total no. of shares (calculated as per SCRR, 1957) As a % of (A+B+C2) | Number of Voting Rights securities | | | Total as a % of (A+B+C) | No. of Shares Underlying convertible securities (including Warrants) | Shareholding assuming full conversion of convertible securities (as a percentage of diluted share capital) (XI)=(VII)+(X) | Number of Locked in shares | | Number of shares pledged or otherwise encumbered | | Number of equity shares held in dematerialized form |
|----------|--------------------------------|----------------------|---|--|--|--|--|------------------------------------|------------|--------|-------------------------|--|---|----------------------------|---------------------------------|--|---------------------------------|---|
| | | | | | | | | Class: Equity | Class: V | Total | | | | No. (a) | As a % of total Shares held (b) | No. (a) | As a % of total Shares held (b) | |
| (I) | (II) | (III) | (IV) | (V) | (VI) | (VII) | (VIII) | (IX) | | | (X) | (XI) | (XII) | | (XIII) | | (XIV) | |
| (A) | Promoter & Promoter Group | 35 | 1476185 | 0 | 0 | 1476185 | 43.77 | 1476185 | 1476185.00 | 43.77 | 0 | 43.77 | 0 | 0 | 0 | 0 | 0 | 963385 |
| (B) | Public | 495 | 1896790 | 0 | 0 | 1896790 | 56.23 | 1896790 | 1896790.00 | 56.23 | 0 | 56.23 | 0 | 0 | 0 | 0 | 0 | 1418340 |
| (C) | Non Promoter- Non Public | | | | | | 0 | 0 | 0 | 0.00 | 0 | 0.00 | 0 | 0 | 0 | 0 | 0 | 0 |
| (C1) | Shares underlying Drs | 0 | | | | | 0 | 0 | 0 | 0.00 | 0 | 0.00 | 0 | 0 | 0 | 0 | 0 | 0 |
| (C2) | Shares held by Employee Trusts | 0 | 00 | 0 | 0 | 0 | 0.00 | 00 | 0 | 0.00 | 0 | 0.00 | 0 | 0 | 0 | 0 | 0 | 2381725 |
| | Total | 530 | 3372975 | 0 | 0 | 3372975 | 100.00 | 3372975 | 3372975.00 | 100.00 | 0 | 100.00 | 0 | 0 | 0 | 0 | 0 | |



Table II - Statement showing shareholding pattern of the Promoter and Promoter Group

| Category & Name of the Shareholders | Entity type i.e. promoter OR group entity (except promoter) | PAN | No. of share older | No. of fully paid up equity shares held | Partly paid-up equity shares held | Nos. of shares underlying Deposit or Receipts | Total nos. shares held (VII)=(IV)+(V)+(VI) | Shareholding % calculated as per SCRR, 1957 (A+B+C2) | Number of Voting Rights held in each class of securities | | | No. of Shares Underlying Outstanding convertible securities (including Warrants) | Shareholding % on conversion of convertible securities (as a percentage of diluted share capital) | Number of Locked In Shares | | Number of Shares pledged or otherwise encumbered | Number of equity shares held in dematerialized form | |
|-------------------------------------|---|------------|--------------------|---|-----------------------------------|---|--|--|--|---------|---------|--|---|----------------------------|------|--|---|--------------------------------|
| | | | | | | | | | Class X | Class Y | Total | | | (a) % of total Shares held | (b) | | | (a) % of total shares held (b) |
| 1 | Indian | | 35 | 1476185 | 0 | 0 | 1476185 | 43.77 | 1476185 | 0 | 1476185 | 43.77 | 0 | 0 | 0 | 0.00 | 963385 | |
| (a) | Individual/Hindu Undivided Family | | | | | | | | | | | | | | | | | |
| | RAJ KUMAR BARDIA | AEBP89160K | 277000 | 277000 | 0 | 0 | 277000 | 8.21 | 277000 | 0 | 277000 | 8.21 | 0 | 0 | 0.00 | 0 | 172000 | |
| | ABHAY CHAND BARDIA | AEPB1384F | 109695 | 109695 | 0 | 0 | 109695 | 3.25 | 109695 | 0 | 109695 | 3.25 | 0 | 0 | 0.00 | 0 | 109695 | |
| | SARLA BARDIA | AALP84828N | 101010 | 101010 | 0 | 0 | 101010 | 2.99 | 101010 | 0 | 101010 | 2.99 | 0 | 0 | 0.00 | 0 | 101010 | |
| | ABHISHEK BARDIA | ALRP84958P | 90000 | 90000 | 0 | 0 | 90000 | 2.67 | 90000 | 0 | 90000 | 2.67 | 0 | 0 | 0.00 | 0 | 90000 | |
| | RAW PRAKASH BARDIA | AEPB89565L | 85680 | 85680 | 0 | 0 | 85680 | 2.54 | 85680 | 0 | 85680 | 2.54 | 0 | 0 | 0.00 | 0 | 85680 | |
| | SAMPAT BARDIA | AALP80492L | 69600 | 69600 | 0 | 0 | 69600 | 2.06 | 69600 | 0 | 69600 | 2.06 | 0 | 0 | 0.00 | 0 | 69600 | |
| | NIRMALA DEVI BARDIA | ADHP85056D | 56850 | 56850 | 0 | 0 | 56850 | 1.69 | 56850 | 0 | 56850 | 1.69 | 0 | 0 | 0.00 | 0 | 56850 | |
| | ROHIT BARDIA | APPB3575F | 52500 | 52500 | 0 | 0 | 52500 | 1.56 | 52500 | 0 | 52500 | 1.56 | 0 | 0 | 0.00 | 0 | 52500 | |
| | SUKHJAL BARDIA | AGWP80284D | 52200 | 52200 | 0 | 0 | 52200 | 1.55 | 52200 | 0 | 52200 | 1.55 | 0 | 0 | 0.00 | 0 | 34800 | |
| | TANUJ GOEL | | 45150 | 45150 | 0 | 0 | 45150 | 1.34 | 45150 | 0 | 45150 | 1.34 | 0 | 0 | 0.00 | 0 | 0 | |
| | RUPESH BOTHRHA | AMYP89788D | 45000 | 45000 | 0 | 0 | 45000 | 1.33 | 45000 | 0 | 45000 | 1.33 | 0 | 0 | 0.00 | 0 | 45000 | |
| | SHANTI BOTHRHA | | 45000 | 45000 | 0 | 0 | 45000 | 1.33 | 45000 | 0 | 45000 | 1.33 | 0 | 0 | 0.00 | 0 | 0 | |
| | RITESH KUMAR PATAWARI | | 40275 | 40275 | 0 | 0 | 40275 | 1.19 | 40275 | 0 | 40275 | 1.19 | 0 | 0 | 0.00 | 0 | 0 | |
| | RITIKA BARDIA | | 39600 | 39600 | 0 | 0 | 39600 | 1.17 | 39600 | 0 | 39600 | 1.17 | 0 | 0 | 0.00 | 0 | 0 | |
| | ALKA NIGAM | | 35000 | 35000 | 0 | 0 | 35000 | 1.04 | 35000 | 0 | 35000 | 1.04 | 0 | 0 | 0.00 | 0 | 0 | |
| | INDU PATAWARI | | 34500 | 34500 | 0 | 0 | 34500 | 1.02 | 34500 | 0 | 34500 | 1.02 | 0 | 0 | 0.00 | 0 | 0 | |
| | PRAKASH CHAND PATAWARI | | 34500 | 34500 | 0 | 0 | 34500 | 1.02 | 34500 | 0 | 34500 | 1.02 | 0 | 0 | 0.00 | 0 | 0 | |
| | AVANTIKA BARDIA | | 28875 | 28875 | 0 | 0 | 28875 | 0.77 | 28875 | 0 | 28875 | 0.77 | 0 | 0 | 0.00 | 0 | 22500 | |
| | SWATI BOTHRHA | AAAP86007G | 22500 | 22500 | 0 | 0 | 22500 | 0.67 | 22500 | 0 | 22500 | 0.67 | 0 | 0 | 0.00 | 0 | 22500 | |
| | BULBU BOTHRHA | AEPB82366P | 22500 | 22500 | 0 | 0 | 22500 | 0.67 | 22500 | 0 | 22500 | 0.67 | 0 | 0 | 0.00 | 0 | 22500 | |
| | JUGAL BOTHRHA | ACUP83725F | 22500 | 22500 | 0 | 0 | 22500 | 0.67 | 22500 | 0 | 22500 | 0.67 | 0 | 0 | 0.00 | 0 | 22500 | |
| | BHAWARI DEVI BARNMECHA | AAEP84112E | 22500 | 22500 | 0 | 0 | 22500 | 0.67 | 22500 | 0 | 22500 | 0.67 | 0 | 0 | 0.00 | 0 | 22500 | |
| | CASSY PATAWARI | | 21000 | 21000 | 0 | 0 | 21000 | 0.62 | 21000 | 0 | 21000 | 0.62 | 0 | 0 | 0.00 | 0 | 0 | |
| | ASHISH NIGAMI | AKSP80530C | 17000 | 17000 | 0 | 0 | 17000 | 0.50 | 17000 | 0 | 17000 | 0.50 | 0 | 0 | 0.00 | 0 | 0 | |
| | SHANTI DEVI BARDIA | | 12000 | 12000 | 0 | 0 | 12000 | 0.36 | 12000 | 0 | 12000 | 0.36 | 0 | 0 | 0.00 | 0 | 0 | |
| | GUJUNAN GUPTA | | 11250 | 11250 | 0 | 0 | 11250 | 0.33 | 11250 | 0 | 11250 | 0.33 | 0 | 0 | 0.00 | 0 | 11250 | |
| | CHANDMAL SURIANA JAIN | AAEP13212H | 11250 | 11250 | 0 | 0 | 11250 | 0.33 | 11250 | 0 | 11250 | 0.33 | 0 | 0 | 0.00 | 0 | 11250 | |
| | DEEPAK JAIN | AACH8373H | 11250 | 11250 | 0 | 0 | 11250 | 0.33 | 11250 | 0 | 11250 | 0.33 | 0 | 0 | 0.00 | 0 | 11250 | |
| | SURANA CHAND MAL HUF | AAAH8C74DH | 7500 | 7500 | 0 | 0 | 7500 | 0.22 | 7500 | 0 | 7500 | 0.22 | 0 | 0 | 0.00 | 0 | 5000 | |
| | KANIKA SHARMA | BOTP82014C | 7500 | 7500 | 0 | 0 | 7500 | 0.22 | 7500 | 0 | 7500 | 0.22 | 0 | 0 | 0.00 | 0 | 5000 | |
| | AVYASBONI | | 7500 | 7500 | 0 | 0 | 7500 | 0.22 | 7500 | 0 | 7500 | 0.22 | 0 | 0 | 0.00 | 0 | 5000 | |



| | | | | | | | | | | | | | | | | | | | |
|-----|---|------------|------|---|---------|-------|---------|---|---------|-------|---|-------|---|------|---|------|---|------|--------|
| | HARI MOHAN SHARMA | MAAR565926 | 7500 | 0 | 7500 | 0.22 | 7500 | 0 | 7500 | 0.22 | 0 | 0.22 | 0 | 0.00 | 0 | 0.00 | 0 | 0.00 | 5000 |
| | NIDHI JAIN | MAAP103151 | 7500 | 0 | 7500 | 0.22 | 7500 | 0 | 7500 | 0.22 | 0 | 0.22 | 0 | 0.00 | 0 | 0.00 | 0 | 0.00 | 7500 |
| | PRADHEE KUMAR GUPTA KARTIA OF | | 7500 | 0 | 7500 | 0.22 | 7500 | 0 | 7500 | 0.22 | 0 | 0.22 | 0 | 0.00 | 0 | 0.00 | 0 | 0.00 | 0 |
| | TEJ KARAN BORTHRA | | 3000 | 0 | 3000 | 0.09 | 3000 | 0 | 3000 | 0.09 | 0 | 0.09 | 0 | 0.00 | 0 | 0.00 | 0 | 0.00 | 0 |
| | Central Government/State | | 0 | 0 | 0 | 0.00 | 0 | 0 | 0 | 0.00 | 0 | 0.00 | 0 | 0.00 | 0 | 0.00 | 0 | 0.00 | 0 |
| (b) | Financial Institutions/Banks | | 0 | 0 | 0 | 0.00 | 0 | 0 | 0 | 0.00 | 0 | 0.00 | 0 | 0.00 | 0 | 0.00 | 0 | 0.00 | 0 |
| (c) | Any Other (Specify) | | 0 | 0 | 0 | 0.00 | 0 | 0 | 0 | 0.00 | 0 | 0.00 | 0 | 0.00 | 0 | 0.00 | 0 | 0.00 | 0 |
| (d) | Sub Total (A)(1) | | 35 | 0 | 1476185 | 43.77 | 1476185 | 0 | 1476185 | 43.77 | 0 | 43.77 | 0 | 0.00 | 0 | 0.00 | 0 | 0.00 | 963385 |
| 2 | Foreign Individual/Non Resident Individual/Foreign Individual | | 0 | 0 | 0 | 0.00 | 0 | 0 | 0 | 0.00 | 0 | 0.00 | 0 | 0.00 | 0 | 0.00 | 0 | 0.00 | 0 |
| (a) | Government | | 0 | 0 | 0 | 0.00 | 0 | 0 | 0 | 0.00 | 0 | 0.00 | 0 | 0.00 | 0 | 0.00 | 0 | 0.00 | 0 |
| (b) | Institutions | | 0 | 0 | 0 | 0.00 | 0 | 0 | 0 | 0.00 | 0 | 0.00 | 0 | 0.00 | 0 | 0.00 | 0 | 0.00 | 0 |
| (c) | Foreign Portfolio Investor | | 0 | 0 | 0 | 0.00 | 0 | 0 | 0 | 0.00 | 0 | 0.00 | 0 | 0.00 | 0 | 0.00 | 0 | 0.00 | 0 |
| (d) | Any Other (Specify) | | 0 | 0 | 0 | 0.00 | 0 | 0 | 0 | 0.00 | 0 | 0.00 | 0 | 0.00 | 0 | 0.00 | 0 | 0.00 | 0 |
| (e) | Sub Total (A)(2) | | 0 | 0 | 0 | 0.00 | 0 | 0 | 0 | 0.00 | 0 | 0.00 | 0 | 0.00 | 0 | 0.00 | 0 | 0.00 | 0 |
| | Total Shareholding of Promoter and Promoter Group (A)= | | 35 | 0 | 1476185 | 43.77 | 1476185 | 0 | 1476185 | 43.77 | 0 | 43.77 | 0 | 0.00 | 0 | 0.00 | 0 | 0.00 | 963385 |





Table III - Statement showing shareholding pattern of the Public shareholder

| Category & Name of the Shareholders | PAN | Nos. of shares older | No. of fully paid up equity shares held | Partly paid-up equity shares held | Nos. of underlying Depository Receipts | Total nos. shares held | Shareholding % as per SCRR, 1957 As a % of (A+B+C2) | Number of Voting Rights held in each class of securities | | | Total as a % of Total Voting rights | No. of Shares Underlying convertible securities (including Warrants) | Total shareholding as a % assuming full conversion of convertible securities | Number of locked in shares | As a % of total shares applicable (a) | Number of Shares pledged or otherwise encumbered | As a % of total shares held (Not applicable) (b) | Number of equity shares held in dematerialized form | |
|---|-------------|----------------------|---|-----------------------------------|--|------------------------|---|--|---------|-------|-------------------------------------|--|--|----------------------------|---------------------------------------|--|--|---|--------|
| | | | | | | | | Class X | Class Y | Total | | | | | | | | | |
| (i) Institutions | (ii) | (iii) | (iv) | (v) | (vi) | (vii)=(v)+(vi) | (viii) | (ix) | | | (x) | (xi)=(vii)+(x) | (xii) | (xiii) | (xiv) | (xv) | | | |
| 1 | | | | | | | | | | | | | | | | | | | |
| (a) Mutual Fund | | 0 | 0 | 0 | 0 | 0 | 0.00 | 0 | 0 | 0 | 0 | 0.00 | 0 | 0.00 | 0 | 0.00 | 0 | 0 | 0 |
| (b) Venture Capital Funds | | 0 | 0 | 0 | 0 | 0 | 0.00 | 0 | 0 | 0 | 0 | 0.00 | 0 | 0.00 | 0 | 0.00 | 0 | 0 | 0 |
| (c) Alternate Investment Funds | | 0 | 0 | 0 | 0 | 0 | 0.00 | 0 | 0 | 0 | 0 | 0.00 | 0 | 0.00 | 0 | 0.00 | 0 | 0 | 0 |
| (d) Foreign Venture Capital Investor | | 0 | 0 | 0 | 0 | 0 | 0.00 | 0 | 0 | 0 | 0 | 0.00 | 0 | 0.00 | 0 | 0.00 | 0 | 0 | 0 |
| (e) Foreign Portfolio Investors | | 0 | 0 | 0 | 0 | 0 | 0.00 | 0 | 0 | 0 | 0 | 0.00 | 0 | 0.00 | 0 | 0.00 | 0 | 0 | 0 |
| (f) Financial Institutions/Banks | | 0 | 0 | 0 | 0 | 0 | 0.00 | 0 | 0 | 0 | 0 | 0.00 | 0 | 0.00 | 0 | 0.00 | 0 | 0 | 0 |
| (g) Insurance Companies | | 0 | 0 | 0 | 0 | 0 | 0.00 | 0 | 0 | 0 | 0 | 0.00 | 0 | 0.00 | 0 | 0.00 | 0 | 0 | 0 |
| (h) Provident Fund/Pensions Funds | | 0 | 0 | 0 | 0 | 0 | 0.00 | 0 | 0 | 0 | 0 | 0.00 | 0 | 0.00 | 0 | 0.00 | 0 | 0 | 0 |
| (i) Any Other Specify | | 0 | 0 | 0 | 0 | 0 | 0.00 | 0 | 0 | 0 | 0 | 0.00 | 0 | 0.00 | 0 | 0.00 | 0 | 0 | 0 |
| Sub Total (B)(1) | | 0 | 0 | 0 | 0 | 0 | 0.00 | 0 | 0 | 0 | 0 | 0.00 | 0 | 0.00 | 0 | 0.00 | 0 | 0 | 0 |
| 2 | | | | | | | | | | | | | | | | | | | |
| Central Government/State Government/President of India | | | | | | | | | | | | | | | | | | | |
| Sub Total (B)(2) | | 0 | 0 | 0 | 0 | 0 | 0.00 | 0 | 0 | 0 | 0 | 0.00 | 0 | 0.00 | 0 | 0.00 | 0 | 0 | 0 |
| 3 | | | | | | | | | | | | | | | | | | | |
| Non-institutions | | | | | | | | | | | | | | | | | | | |
| Sub Total (B)(2) | | 0 | 0 | 0 | 0 | 0 | 0.00 | 0 | 0 | 0 | 0 | 0.00 | 0 | 0.00 | 0 | 0.00 | 0 | 0 | 0 |
| 1. Individual Shareholders holding Nominal Share Capital Up to 2 Lacs | | 433 | 370485 | 0 | 0 | 370485 | 10.98 | 370485 | 0 | 0 | 370485 | 10.98 | 0 | 0.00 | 0 | 0.00 | 0 | 157035 | 925289 |
| 2. Individual Shareholders holding Nominal Share Capital Above 2 Lacs | | 23 | 1190289 | 0 | 0 | 1190289 | 35.29 | 1190289 | 0 | 0 | 1190289 | 35.29 | 0 | 0.00 | 0 | 0.00 | 0 | 0 | 900110 |
| ADITYA SARAF | AAW/P51249 | | 90010 | 0 | 0 | 90010 | 2.67 | 90010 | 0 | 0 | 90010 | 2.67 | 0 | 0.00 | 0 | 0.00 | 0 | 0 | 90000 |
| ROHITASH KUMAR | ANDDPK0291R | | 90000 | 0 | 0 | 90000 | 2.67 | 90000 | 0 | 0 | 90000 | 2.67 | 0 | 0.00 | 0 | 0.00 | 0 | 0 | 90000 |
| MEGHNA HASIJA | AESH30431 | | 90000 | 0 | 0 | 90000 | 2.67 | 90000 | 0 | 0 | 90000 | 2.67 | 0 | 0.00 | 0 | 0.00 | 0 | 0 | 80000 |
| RAJIV HASIJA | AAWRP4341 | | 80000 | 0 | 0 | 80000 | 2.37 | 80000 | 0 | 0 | 80000 | 2.37 | 0 | 0.00 | 0 | 0.00 | 0 | 0 | 70000 |
| BASANT DEV NAHATA | ABRP6486H | | 70000 | 0 | 0 | 70000 | 2.08 | 70000 | 0 | 0 | 70000 | 2.08 | 0 | 0.00 | 0 | 0.00 | 0 | 0 | 60000 |
| DAMAN ARORA | AMGP49998 | | 60000 | 0 | 0 | 60000 | 1.78 | 60000 | 0 | 0 | 60000 | 1.78 | 0 | 0.00 | 0 | 0.00 | 0 | 0 | 60000 |
| RAVINDER KUMAR TANWAR | AIWPT933P | | 60000 | 0 | 0 | 60000 | 1.78 | 60000 | 0 | 0 | 60000 | 1.78 | 0 | 0.00 | 0 | 0.00 | 0 | 0 | 0 |
| SANJEEV CHOPRA KAARTI OF | | | 60000 | 0 | 0 | 60000 | 1.78 | 60000 | 0 | 0 | 60000 | 1.78 | 0 | 0.00 | 0 | 0.00 | 0 | 0 | 0 |
| MRS SAROLI CHOPRA | | | 60000 | 0 | 0 | 60000 | 1.78 | 60000 | 0 | 0 | 60000 | 1.78 | 0 | 0.00 | 0 | 0.00 | 0 | 0 | 0 |
| HARBIH KHATRI | AAEP45414G | | 50000 | 0 | 0 | 50000 | 1.48 | 50000 | 0 | 0 | 50000 | 1.48 | 0 | 0.00 | 0 | 0.00 | 0 | 0 | 50000 |
| USHA RANI ARORA | ACKP80905F | | 45000 | 0 | 0 | 45000 | 1.33 | 45000 | 0 | 0 | 45000 | 1.33 | 0 | 0.00 | 0 | 0.00 | 0 | 0 | 45000 |
| RAJIV BORTHRA | AAEP82397R | | 45000 | 0 | 0 | 45000 | 1.33 | 45000 | 0 | 0 | 45000 | 1.33 | 0 | 0.00 | 0 | 0.00 | 0 | 0 | 0 |
| RIPU ARORA | 45000 | | 45000 | 0 | 0 | 45000 | 1.33 | 45000 | 0 | 0 | 45000 | 1.33 | 0 | 0.00 | 0 | 0.00 | 0 | 0 | 0 |
| MEGHANA HASIJA | AAEP45416E | | 40000 | 0 | 0 | 40000 | 1.19 | 40000 | 0 | 0 | 40000 | 1.19 | 0 | 0.00 | 0 | 0.00 | 0 | 0 | 39166 |
| SANGEETA ARORA | AAEP45416E | | 39166 | 0 | 0 | 39166 | 1.16 | 39166 | 0 | 0 | 39166 | 1.16 | 0 | 0.00 | 0 | 0.00 | 0 | 0 | 35000 |
| SARITAK KHATTAR | BNDP6732D | | 35000 | 0 | 0 | 35000 | 1.04 | 35000 | 0 | 0 | 35000 | 1.04 | 0 | 0.00 | 0 | 0.00 | 0 | 0 | 34000 |
| SHANT DEV BARDA | ADEP85343A | | 34000 | 0 | 0 | 34000 | 1.01 | 34000 | 0 | 0 | 34000 | 1.01 | 0 | 0.00 | 0 | 0.00 | 0 | 0 | 0 |
| NIRESA Registered with RBI | | | 0 | 0 | 0 | 0 | 0.00 | 0 | 0 | 0 | 0 | 0.00 | 0 | 0.00 | 0 | 0.00 | 0 | 0 | 0 |
| (b) Employee Trusts | | | 0 | 0 | 0 | 0 | 0.00 | 0 | 0 | 0 | 0 | 0.00 | 0 | 0.00 | 0 | 0.00 | 0 | 0 | 0 |
| (c) Any other (Specify) | | | 0 | 0 | 0 | 0 | 0.00 | 0 | 0 | 0 | 0 | 0.00 | 0 | 0.00 | 0 | 0.00 | 0 | 0 | 0 |
| (d) Bodies Corporate | | | 13 | 211691 | 0 | 211691 | 6.28 | 211691 | 0 | 0 | 211691 | 6.28 | 0 | 0.00 | 0 | 0.00 | 0 | 0 | 211691 |
| (e) MINIMUM SHARES AND SECURITIES PRIVATE LIMITED | AAAGM0970 | | 68000 | 0 | 0 | 68000 | 2.02 | 68000 | 0 | 0 | 68000 | 2.02 | 0 | 0.00 | 0 | 0.00 | 0 | 0 | 68000 |
| (f) KHAATISHYAM SHARES AND SECURITIES PRIVATE LIMITED | AAECK1078K | | 60000 | 0 | 0 | 60000 | 1.78 | 60000 | 0 | 0 | 60000 | 1.78 | 0 | 0.00 | 0 | 0.00 | 0 | 0 | 60000 |
| (g) Non Resident Indians | | 0 | 0 | 0 | 0 | 0 | 0.00 | 0 | 0 | 0 | 0 | 0.00 | 0 | 0.00 | 0 | 0.00 | 0 | 0 | 124305 |
| (h) Resident Indian HUF | | 24 | 124305 | 0 | 0 | 124305 | 3.69 | 124305 | 0 | 0 | 124305 | 3.69 | 0 | 0.00 | 0 | 0.00 | 0 | 0 | 20 |
| (i) Trusts | | 2 | 20 | 0 | 0 | 20 | 0.00 | 20 | 0 | 0 | 20 | 0.00 | 0 | 0.00 | 0 | 0.00 | 0 | 0 | 0 |
| (j) Clearing Members/House | | 0 | 0 | 0 | 0 | 0 | 0.00 | 0 | 0 | 0 | 0 | 0.00 | 0 | 0.00 | 0 | 0.00 | 0 | 0 | 0 |




| (e8) | Escrow Account | | | | | | | | | | | | | | | | | | |
|-------|--|-----|---------|---|---|-------|---------|---|---------|-------|------|---|---|-------|------|------|---|---|------|
| (e9) | Firms | 0 | 0 | 0 | 0 | 0.00 | 0 | 0 | 0 | 0 | 0.00 | 0 | 0 | 0 | 0.00 | 0 | 0 | 0 | 0.00 |
| (e10) | Others | 0 | 0 | 0 | 0 | 0.00 | 0 | 0 | 0 | 0 | 0.00 | 0 | 0 | 0 | 0.00 | 0 | 0 | 0 | 0.00 |
| | Sub Total (e)(3) | 495 | 1896790 | 0 | 0 | 56.23 | 1896790 | 0 | 1896790 | 56.23 | 0 | 0 | 0 | 56.23 | 0 | 0.00 | 0 | 0 | 0.00 |
| | Total Public Shareholding (B)= (e)(1)+(e)(2) + B (3) | 495 | 1896790 | 0 | 0 | 56.23 | 1896790 | 0 | 1896790 | 56.23 | 0 | 0 | 0 | 56.23 | 0 | 0.00 | 0 | 0 | 0.00 |



Table IV - Statement showing shareholding pattern of the Non Promoter - Non Public shareholder

| Category & Name of the Shareholders | PAN | No. of sharehold er | No. of fully paid up equity shares held | Partly paid-up equity shares held | Nos. of shares underlying Depository Receipts | Total no. shares held (VII)=(IV)+(V)+(VI) | Shareholding calculated as per SCRR, 1957 As a % of (A+B+C2) (VIII) | Number of Voting Rights held in each class of securities | | | No. of Shares Underlying convertible securities (including Warrants) (X) | Total shareholding as a % assuming full conversion of convertible securities (as a percentage of diluted share capital) (XI)=(VII)+(X) | Number of Locked in shares | | Number of Shares pledged or otherwise encumbered | | Number of dematerialised equity shares held in form (Not Applicable) (XIV) |
|--|------|---------------------|---|-----------------------------------|---|---|---|--|---------|-------|--|--|-------------------------------------|-----|--|----------------------|--|
| | | | | | | | | Class X | Class Y | Total | | | Total as a % of Total Voting Rights | No. | As a % of total Share as held | No. (Not applicable) | |
| (i) | (ii) | (iii) | (iv) | (v) | (vi) | (vii) | (viii) | 0 | 0 | 0 | 0.00 | 0 | 0 | 0 | 0 | 0.00 | 0 |
| C1 Custodian/DR holder | | 0 | 0 | 0 | 0 | 0 | 0 | 0 | 0 | 0 | 0.00 | 0 | 0 | 0 | 0 | 0.00 | 0 |
| C2 Employees Benefit Trust (Under SEBI Regulation 2014) | | 0 | 0 | 0 | 0 | 0 | 0 | 0 | 0 | 0 | 0.00 | 0 | 0 | 0 | 0 | 0.00 | 0 |
| Total Non Promoter Non Public Shareholding (C)=(C1)+(C2) | | 0 | 0 | 0 | 0 | 0 | 0 | 0 | 0 | 0 | 0.00 | 0 | 0 | 0 | 0 | 0.00 | 0 |

| (e1) | | | | | | | | | | |
|------------------|-------------|--|-------------|-------------|--------------|--------|------------|------------|------|---------------------------------|
| Bodies Corporate | | | | | | | | | | |
| Sr.No | Pan Number | Name of Shareholders | FP - Shares | PP - Shares | Total Shares | %age | Nom. Value | Debentures | Code | Category |
| 1 | AAAGCM0970Q | MINIMUM SHARES AND SECURITIES PRIVATE LIMITED | 68000 | 0 | 68000 | 2.0160 | 680000.00 | 0 | B3E1 | LTD - BODIES CORPORATE-DOMESTIC |
| 2 | AAECK1078K | KHATUSHYAM SHARES AND SECURITIES PRIVATE LIMITED | 60000 | 0 | 60000 | 1.7788 | 600000.00 | 0 | B3E1 | LTD - BODIES CORPORATE-DOMESTIC |
| 3 | AAACU1214B | UTSAV SECURITIES PRIVATE LIMITED | 32691 | 0 | 32691 | 0.9692 | 326910.00 | 0 | B3E1 | LTD - BODIES CORPORATE-DOMESTIC |
| 4 | AAACH0604A | HILLRIDGE INVESTMENTS LIMITED | 17620 | 0 | 17620 | 0.5224 | 176200.00 | 0 | B3E1 | LTD - BODIES CORPORATE-DOMESTIC |
| 5 | AADCAS834G | AVAIL FINANCIAL SERVICES LIMITED | 14763 | 0 | 14763 | 0.4377 | 147630.00 | 0 | B3E1 | LTD - BODIES CORPORATE-DOMESTIC |
| 6 | AABCS6547E | SRI ENDRASH INVESTMENT AND FINANCE PVT LTD | 14515 | 0 | 14515 | 0.4303 | 145150.00 | 0 | B3E1 | LTD - BODIES CORPORATE-DOMESTIC |
| 7 | AABCK5190K | KARVY STOCK BROKING LIMITED | 2600 | 0 | 2600 | 0.0771 | 26000.00 | 0 | B3E1 | LTD - BODIES CORPORATE-DOMESTIC |
| 8 | AAACT0610Q | TRANSNATIONAL GROWTH FUND LIMITED | 952 | 0 | 952 | 0.0282 | 9520.00 | 0 | B3E1 | LTD - BODIES CORPORATE-DOMESTIC |
| 9 | AAACAS576H | ANEKVARNA TRADING PRIVATE LIMITED | 500 | 0 | 500 | 0.0148 | 5000.00 | 0 | B3E1 | LTD - BODIES CORPORATE-DOMESTIC |
| 10 | AAACF8207B | FASHIONS BRANDS (INDIA) PRIVATE LIMITED | 20 | 0 | 20 | 0.0006 | 200.00 | 0 | B3E1 | LTD - BODIES CORPORATE-DOMESTIC |
| 11 | AAKCA0496K | ATP PROJECTS PRIVATE LIMITED | 10 | 0 | 10 | 0.0003 | 100.00 | 0 | B3E1 | LTD - BODIES CORPORATE-DOMESTIC |
| 12 | AAHCS8233R | SURABHI TOWERS PVT.LTD. | 10 | 0 | 10 | 0.0003 | 100.00 | 0 | B3E1 | LTD - BODIES CORPORATE-DOMESTIC |
| 13 | AADCMT7444E | MAG IMPEX PVT LTD | 10 | 0 | 10 | 0.0003 | 100.00 | 0 | B3E1 | LTD - BODIES CORPORATE-DOMESTIC |
| Total | | | | | 211691 | 6.2761 | 2116910 | 0 | | |



| Sr.No | HUF Pan Number | Name of Shareholders | FP-Shares | PP-Shares | Total Shares | %age | Norm Value | Debitures | Code | Category |
|-------|----------------|----------------------------------|-----------|-----------|--------------|--------|------------|-----------|------|--------------------------|
| 1 | AAAHV3120Q | VINOD KUMAR | 31000 | 0 | 31000 | 0.9191 | 310000.00 | 0 | B3E3 | HUF - RESIDENT HUF /APOS |
| 2 | AAJHS1015C | SUBHASH KHATTAR (HUF) | 28000 | 0 | 28000 | 0.8301 | 280000.00 | 0 | B3E3 | HUF - RESIDENT HUF /APOS |
| 3 | AAKHA7723G | ANKUR GUPTA HUF | 12500 | 0 | 12500 | 0.3706 | 125000.00 | 0 | B3E3 | HUF - HUF /APOS |
| 4 | AAFH6836G | NITIN GUPTA HUF | 11900 | 0 | 11900 | 0.3528 | 119000.00 | 0 | B3E3 | HUF - RESIDENT HUF /APOS |
| 5 | AAHH6005P | PRAKASH JAIN BARMEGHA | 11250 | 0 | 11250 | 0.3335 | 112500.00 | 0 | B3E3 | HUF - HUF /APOS |
| 6 | AAHS3664Q | SHIV KUMAR HUF | 7735 | 0 | 7735 | 0.2293 | 77350.00 | 0 | B3E3 | HUF - HUF /APOS |
| 7 | AAQHS0079H | SACHIN GUPTA HUF | 6000 | 0 | 6000 | 0.1779 | 60000.00 | 0 | B3E3 | HUF - HUF /APOS |
| 8 | AALEH0044G | PANKAJ GUPTA HUF | 5400 | 0 | 5400 | 0.1601 | 54000.00 | 0 | B3E3 | HUF - HUF /APOS |
| 9 | AAKHA7721E | ANKIT GUPTA HUF | 5295 | 0 | 5295 | 0.1570 | 52950.00 | 0 | B3E3 | HUF - RESIDENT HUF /APOS |
| 10 | AABH9656C | NAVEEN GOEL HUF | 3750 | 0 | 3750 | 0.1112 | 37500.00 | 0 | B3E3 | HUF - HUF /APOS |
| 11 | AAAH2123D | PRADEEP KUMAR GUPTA HUF | 1260 | 0 | 1260 | 0.0374 | 12600.00 | 0 | B3E3 | HUF - HUF /APOS |
| 12 | AADHB827F | BIMAL KUMAR JAIN | 25 | 0 | 25 | 0.0007 | 250.00 | 0 | B3E3 | HUF - RESIDENT HUF /APOS |
| 13 | AATHS573IH | SUBHASH L BAJAJ HUF | 20 | 0 | 20 | 0.0006 | 200.00 | 0 | B3E3 | HUF - RESIDENT HUF /APOS |
| 14 | AAFH59469E | SITARAM SINGHANIA | 20 | 0 | 20 | 0.0006 | 200.00 | 0 | B3E3 | HUF - RESIDENT HUF /APOS |
| 15 | AAFH59469E | SHREE BHAGWAN MOR | 20 | 0 | 20 | 0.0006 | 200.00 | 0 | B3E3 | HUF - HUF /APOS |
| 16 | AAEHG3986R | GOVIND PATODIA HUF | 20 | 0 | 20 | 0.0006 | 200.00 | 0 | B3E3 | HUF - RESIDENT HUF /APOS |
| 17 | AADHV8937L | V P GUPTA HUF | 20 | 0 | 20 | 0.0006 | 200.00 | 0 | B3E3 | HUF - RESIDENT HUF /APOS |
| 18 | AADH44162J | AGARWAL SHYAMSUNNDAR SUBKARAN | 20 | 0 | 20 | 0.0006 | 200.00 | 0 | B3E3 | HUF - RESIDENT HUF /APOS |
| 19 | AACHH7381P | HARIPRASAD DWARKAPRASAD KARIWALA | 20 | 0 | 20 | 0.0006 | 200.00 | 0 | B3E3 | HUF - RESIDENT HUF /APOS |
| 20 | AAUHS2123N | SANDEEP SARAUF (HUF) | 10 | 0 | 10 | 0.0003 | 100.00 | 0 | B3E3 | HUF - RESIDENT HUF /APOS |
| 21 | AAKHP8879E | PURUSHOTTAM LAL SARAUF (HUF) | 10 | 0 | 10 | 0.0003 | 100.00 | 0 | B3E3 | HUF - RESIDENT HUF /APOS |
| 22 | AAKHA2655P | ADITYA SARAUF HUF | 10 | 0 | 10 | 0.0003 | 100.00 | 0 | B3E3 | HUF - RESIDENT HUF /APOS |
| 23 | AAJHA6005I | ASHISH SARAUF HUF | 10 | 0 | 10 | 0.0003 | 100.00 | 0 | B3E3 | HUF - RESIDENT HUF /APOS |
| 24 | AAEHD5637A | DILIP KUMAR NAHATA | 10 | 0 | 10 | 0.0003 | 100.00 | 0 | B3E3 | HUF - HUF /APOS |
| | Total | | | | 124305 | 3.6853 | 1243050 | 0 | | |



19/11/20

| (4) | TRUST | Name of Shareholders | FP - Shares | PP - Shares | Total Shares | %age | Nom Value | Debentures | Code | Category |
|-------|------------|--|-------------|-------------|--------------|--------|-----------|------------|------|--|
| Sr.No | Pan Number | | | | | | | | | |
| 1 | AACTP4393F | PIA NAHATA CHAKRAVARTY BENEFICIARY TRUST | 10 | 0 | 10 | 0.0003 | 100 | 0 | B3E4 | TRU - TRUSTS |
| 2 | AABTV7738D | PINKY NAHATA | 10 | 0 | 10 | 0.0003 | 100 | 0 | B3E4 | PUB - RESIDENT INDIVIDUAL-NEGATIVE NOMINATIONS |
| Total | | | | | 20 | 0.0006 | 200 | 0 | | |



| Individual Shareholders Holding Nominal Share Capital Above Rs. 2 Lac | | | | | | | | | | |
|---|---------------|------------------------|-------------|-------------|--------------|--------|------------|-----------|------|-----------------------|
| Sr.No | Pan Number | Name of Shareholders | FP - Shares | PP - Shares | Total Shares | %age | Nom. Value | Debitures | Code | Category |
| 1 | AAWWRJ1249K | ADITYA SARKAR | 90010 | 0 | 90010 | 2.6686 | 900100 | 0 | B3A | PUB - RESIDENT INDIAN |
| 2 | ANDPK0291R | ROHTASH KUMAR | 90000 | 0 | 90000 | 2.6683 | 900000 | 0 | B3A | PUB - RESIDENT INDIAN |
| 3 | AESP130431 | MEGHNA HASIJA | 90000 | 0 | 90000 | 2.6683 | 900000 | 0 | B3A | PUB - RESIDENT INDIAN |
| 4 | AAWPH4341R | RAJIV HASIJA | 80000 | 0 | 80000 | 2.3718 | 800000 | 0 | B3A | PUB - RESIDENT INDIAN |
| 5 | AABRP6486H | BASANTI DEVI NAHATA | 70000 | 0 | 70000 | 2.0753 | 700000 | 0 | B3A | PUB - RESIDENT INDIAN |
| 6 | AMCPA9998D | DAMAN ARORA | 60000 | 0 | 60000 | 1.7788 | 600000 | 0 | B3A | PUB - RESIDENT INDIAN |
| 7 | AIWPT73933P | RAVINDER KUMAR TANWAR | 60000 | 0 | 60000 | 1.7788 | 600000 | 0 | B3A | PUB - RESIDENT INDIAN |
| 8 | Not Available | SAJEEV CHOPRA KARTI OF | 60000 | 0 | 60000 | 1.7788 | 600000 | 0 | B3A | PUB - RESIDENT INDIAN |
| 9 | Not Available | MRS SAROI CHOPRA | 60000 | 0 | 60000 | 1.7788 | 600000 | 0 | B3A | PUB - RESIDENT INDIAN |
| 10 | Not Available | HARBIR KHATRI | 60000 | 0 | 60000 | 1.7788 | 600000 | 0 | B3A | PUB - RESIDENT INDIAN |
| 11 | AAEPA5414G | USHA KANI ARORA | 50000 | 0 | 50000 | 1.4824 | 500000 | 0 | B3A | PUB - RESIDENT INDIAN |
| 12 | ACKTB0905F | RAJIV BOTHTRA | 45000 | 0 | 45000 | 1.3341 | 450000 | 0 | B3A | PUB - RESIDENT INDIAN |
| 13 | AAEBB2397R | RUPI ARORA | 45000 | 0 | 45000 | 1.3341 | 450000 | 0 | B3A | PUB - RESIDENT INDIAN |
| 14 | Not Available | MEGHANA HASIJA | 45000 | 0 | 45000 | 1.3341 | 450000 | 0 | B3A | PUB - RESIDENT INDIAN |
| 15 | Not Available | RAJIV HASIJA | 40000 | 0 | 40000 | 1.1859 | 400000 | 0 | B3A | PUB - RESIDENT INDIAN |
| 16 | AAEPA5416E | SANGEETA ARORA | 39166 | 0 | 39166 | 1.1612 | 391660 | 0 | B3A | PUB - RESIDENT INDIAN |
| 17 | BVQPK6732D | SARTHAK KHATTAR | 35000 | 0 | 35000 | 1.0377 | 350000 | 0 | B3A | PUB - RESIDENT INDIAN |
| 18 | ADEPB5343A | SHANTI DEVI BARIDIA | 34000 | 0 | 34000 | 1.0080 | 340000 | 0 | B3A | PUB - RESIDENT INDIAN |
| 19 | AHLPK0342H | VEENA KHATTAR | 32000 | 0 | 32000 | 0.9487 | 320000 | 0 | B3A | PUB - RESIDENT INDIAN |
| 20 | AELJPP0165J | YOGESH PATAWARI | 30000 | 0 | 30000 | 0.8894 | 300000 | 0 | B3A | PUB - RESIDENT INDIAN |
| 21 | AAAPK8492Q | NERU KHATTAR | 26960 | 0 | 26960 | 0.7993 | 269600 | 0 | B3A | PUB - RESIDENT INDIAN |
| 22 | AAAPK9610A | VINOD KHATTAR | 25653 | 0 | 25653 | 0.7605 | 256530 | 0 | B3A | PUB - RESIDENT INDIAN |
| 23 | ABBPB3256P | NORAT MAL JAIN | 22500 | 0 | 22500 | 0.6671 | 225000 | 0 | B3A | PUB - RESIDENT INDIAN |
| | Total | | 1190289 | 0 | 1190289 | 35.289 | 11902890 | 0 | | |



11/3

TARINI ENTERPRISES LIMITED
DISTRIBUTION OF 3372975 EQUITY SHARE CAPITAL AS ON :30/06/2022
PAN CONSOLIDATION

| Share or Debenture holding Nominal Value (Rs.) | Number of Shareholders | % to Total Numbers | Share or Debenture holding Amount (Rs.) | % to Total Amount |
|--|------------------------|--------------------|---|-------------------|
| 1 | 2 | 3 | 4 | 5 |
| Up To 5,000 | 404 | 76.23 | 66400.00 | 0.20 |
| 5001 To 10,000 | 4 | 0.75 | 27520.00 | 0.08 |
| 10001 To 20,000 | 9 | 1.70 | 113400.00 | 0.34 |
| 20001 To 30,000 | 9 | 1.70 | 170000.00 | 0.50 |
| 30001 To 40,000 | 6 | 1.13 | 37500.00 | 0.11 |
| 40001 To 50,000 | 1 | 0.19 | 142500.00 | 0.42 |
| 50001 To 1,00,000 | 3 | 0.57 | 1841400.00 | 5.46 |
| 1,00,000 and Above | 26 | 4.91 | 31331030.00 | 92.89 |
| Total | 530 | 100.00 | 33729750.00 | 100.00 |

| PAN CONSOLIDATION | | | | |
|-----------------------------|------------------------|--------------------|-------------------------|---------------|
| No. of Shares or Debentures | Number of Shareholders | % to Total Numbers | Share or Debenture Held | % to Holding |
| 1 | 2 | 3 | 4 | 5 |
| Up To 500 | 404 | 76.23 | 6640.00 | 0.20 |
| 501 To 1000 | 4 | 0.75 | 2752.00 | 0.08 |
| 1001 To 2000 | 9 | 1.70 | 11340.00 | 0.34 |
| 2001 To 3000 | 9 | 1.70 | 17000.00 | 0.50 |
| 3001 To 4000 | 6 | 1.13 | 3750.00 | 0.11 |
| 4001 To 5000 | 1 | 0.19 | 14250.00 | 0.42 |
| 5001 To 10000 | 3 | 0.57 | 184140.00 | 5.46 |
| 10000 and Above | 26 | 4.91 | 3133103.00 | 92.89 |
| Total | 530 | 100.00 | 3372975.00 | 100.00 |

| WITHOUT PAN CONSOLIDATION | | | | |
|--|------------------------|--------------------|---|-------------------|
| Share or Debenture holding Nominal Value (Rs.) | Number of Shareholders | % to Total Numbers | Share or Debenture holding Amount (Rs.) | % to Total Amount |
| 1 | 2 | 3 | 4 | 5 |
| Up To 5,000 | 411 | 74.86 | 66500.00 | 0.20 |
| 5001 To 10,000 | 4 | 0.73 | 27520.00 | 0.08 |
| 10001 To 20,000 | 9 | 1.64 | 113400.00 | 0.34 |
| 20001 To 30,000 | 10 | 1.82 | 267000.00 | 0.79 |
| 30001 To 40,000 | 5 | 0.91 | 187500.00 | 0.56 |
| 40001 To 50,000 | 6 | 1.09 | 292500.00 | 0.87 |
| 50001 To 1,00,000 | 29 | 5.28 | 2066400.00 | 6.13 |
| 1,00,000 and Above | 75 | 13.66 | 30708930.00 | 91.04 |
| Total | 549 | 100.00 | 33729750.00 | 100.00 |

| WITHOUT PAN CONSOLIDATION (SHARES) | | | | |
|------------------------------------|------------------------|--------------------|----------------------------|-------------------------|
| No. of Shares or Debentures | Number of Shareholders | % to Total Numbers | Share or Debenture Holding | % to Total Shareholding |
| 1 | 2 | 3 | 4 | 5 |
| Up To 500 | 411 | 74.86 | 6650.00 | 0.20 |
| 501 To 1000 | 4 | 0.73 | 2752.00 | 0.08 |
| 1001 To 2000 | 9 | 1.64 | 11340.00 | 0.34 |
| 2001 To 3000 | 10 | 1.82 | 26700.00 | 0.79 |
| 3001 To 4000 | 5 | 0.91 | 18750.00 | 0.56 |
| 4001 To 5000 | 6 | 1.09 | 29250.00 | 0.87 |
| 5001 To 10000 | 29 | 5.28 | 206640.00 | 6.13 |
| 10000 and Above | 75 | 13.66 | 3070893.00 | 91.04 |
| Total | 549 | 100.00 | 3372975.00 | 100.00 |



Table V - Statement Showing Details of Significant Beneficial Owners (SBOs)

| Sr. No. | Details of the SBO | | Details of the Registered Owner | | Whether by Virtue of : | Date of creation / acquisition of significant beneficial interest |
|---------|--------------------|---|---------------------------------|--|--|---|
| | Name | (I) PAN/Passport No. in case of a foreign national | Name | (II) PAN/Passport No. in case of a foreign national | | |
| | | | | | Shares % | (IV) |
| | | | | | Voting Rights % | |
| | | | | | Rights of distributable dividend or any other distribution | |
| | | | | | Exercise of control | |
| | | | | | Exercise of significant influence | |
| | | | | | | |
| | | | | | | |
| | | | | | | |
| | | | | | | |
| | | | | | | |
| | | | | | | |
| | | | | | | |
| | | | | | | |
| | | | | | | |
| | | | | | | |
| | | | | | | |

* In case the nature of the holding/ exercise of the right of a SBO falls under multiple categories specified under (a) to (e) under Column III, multiple rows for the same SBO shall be inserted accordingly for each of the categories.
 * This column shall have the details as specified by the listed entity under Form No. BEN-2 as submitted to the Registrar.

